



ADLS Light state report

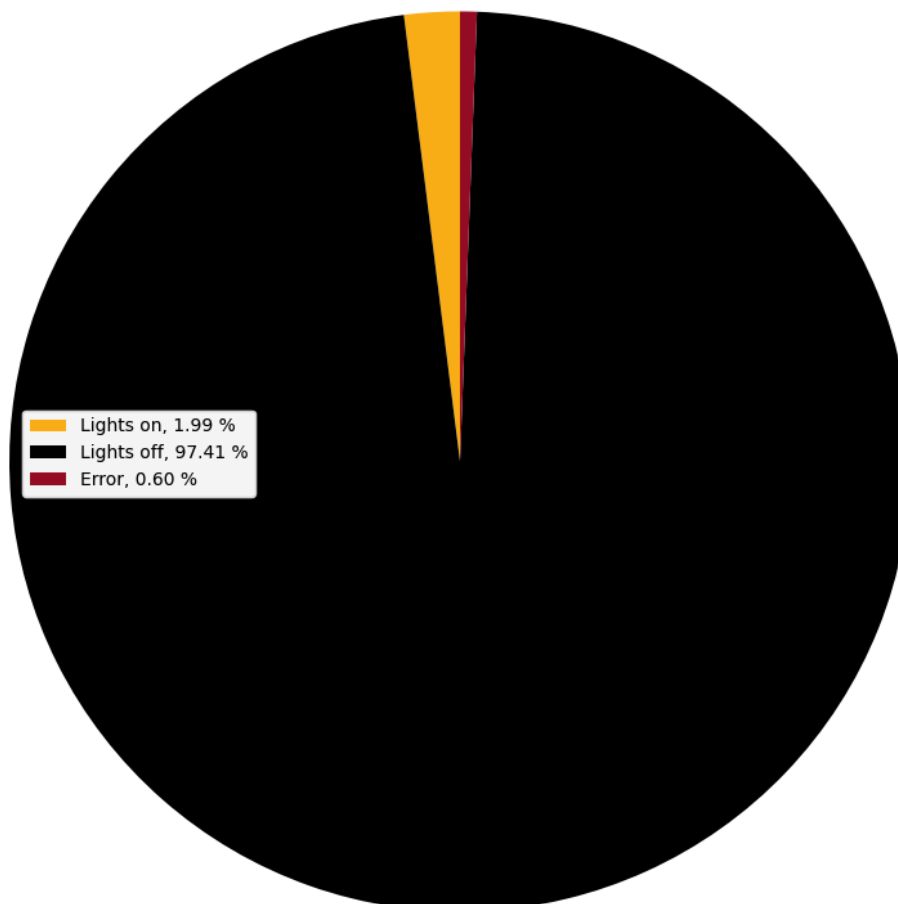
ADLS Location: ansjovisstroom-00-01

Reporting period: 2024-08-02 - 2024-08-31 (30 Reporting days)

1 Lighting control overview ansjovisstroom-00-01

The evaluation shows the proportional light-on / light-off / error-off times during the night time.

Relative State Distribution



Reporting period: 2024-08-02 - 2024-08-31
Reporting days: 30
Light-On Time (cumulative): 4h:45m:30s
Light-Off Time (cumulative): 233h:13m:1s
Error Time (cumulative): 1h:25m:30s
Number of activations: 1981

Figure 1: Relative State Distribution on 2024-08-02 - 2024-08-31

2 Daily overview for ansjovisstroom-00-01

The table shows the time of light-on / light-off / error-off during the night time.

Date	Time light-on	Time light-off	Time error-on
2024-08-02	0h:0m:1s	6h:52m:57s	0h:3m:42s
2024-08-03	0h:0m:18s	6h:46m:32s	0h:13m:57s
2024-08-04	0h:0m:13s	7h:2m:53s	0h:1m:49s
2024-08-05	0h:10m:40s	6h:24m:40s	0h:33m:45s
2024-08-06	0h:0m:19s	6h:54m:48s	0h:18m:9s
2024-08-07	0h:10m:31s	7h:2m:14s	0h:4m:44s
2024-08-08	0h:10m:55s	7h:9m:1s	0h:1m:47s
2024-08-09	0h:2m:36s	7h:22m:21s	0h:1m:2s
2024-08-10	0h:11m:1s	7h:18m:58s	0h:0m:17s
2024-08-11	0h:0m:0s	7h:32m:48s	0h:1m:44s
2024-08-12	0h:10m:49s	7h:27m:2s	0h:1m:1s
2024-08-13	0h:21m:17s	7h:21m:7s	0h:0m:47s
2024-08-14	0h:10m:14s	7h:37m:18s	0h:0m:0s
2024-08-15	0h:10m:15s	7h:41m:37s	0h:0m:0s
2024-08-16	0h:0m:0s	7h:56m:15s	0h:0m:0s
2024-08-17	0h:2m:7s	7h:58m:19s	0h:0m:10s
2024-08-18	0h:9m:10s	7h:55m:49s	0h:0m:0s
2024-08-19	0h:0m:22s	8h:8m:57s	0h:0m:3s
2024-08-20	0h:0m:0s	8h:13m:33s	0h:0m:13s
2024-08-21	0h:41m:51s	7h:36m:19s	0h:0m:0s
2024-08-22	0h:7m:59s	8h:14m:35s	0h:0m:0s
2024-08-23	0h:20m:5s	8h:6m:53s	0h:0m:0s
2024-08-24	0h:11m:35s	8h:18m:24s	0h:1m:23s
2024-08-25	0h:27m:1s	8h:8m:46s	0h:0m:0s
2024-08-26	0h:0m:0s	8h:40m:13s	0h:0m:0s
2024-08-27	0h:17m:25s	8h:27m:12s	0h:0m:0s
2024-08-28	0h:6m:44s	8h:42m:18s	0h:0m:0s
2024-08-29	0h:19m:9s	8h:33m:41s	0h:0m:37s
2024-08-30	0h:11m:11s	8h:46m:40s	0h:0m:0s
2024-08-31	0h:11m:27s	8h:50m:38s	0h:0m:11s

Table 1: Daily states time



ADLS Light state report

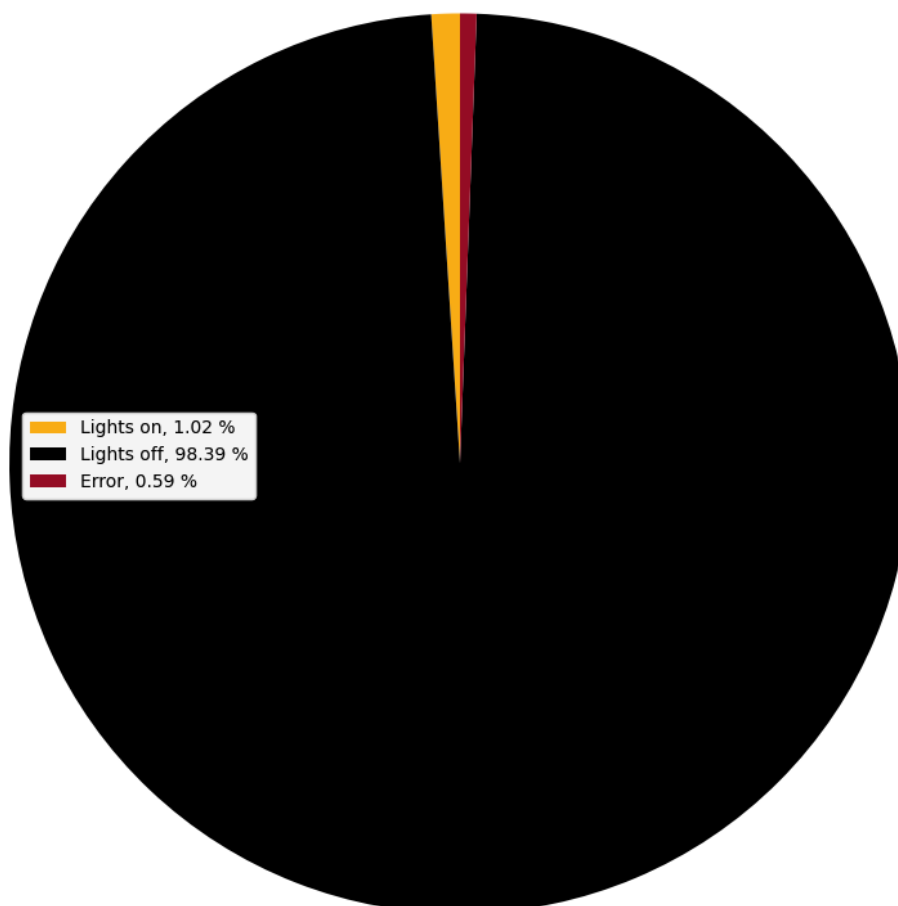
ADLS Location: flevoentum-00-01

Reporting period: 2024-08-02 - 2024-08-31 (30 Reporting days)

1 Lighting control overview flevoentum-00-01

The evaluation shows the proportional light-on / light-off / error-off times during the night time.

Relative State Distribution



Reporting period: 2024-08-02 - 2024-08-31
Reporting days: 30
Light-On Time (cumulative): 2h:27m:6s
Light-Off Time (cumulative): 235h:32m:22s
Error Time (cumulative): 1h:24m:32s
Number of activations: 2141

Figure 1: Relative State Distribution on 2024-08-02 - 2024-08-31

2 Daily overview for flevoventum-00-01

The table shows the time of light-on / light-off / error-off during the night time.

Date	Time light-on	Time light-off	Time error-on
2024-08-02	0h:0m:3s	6h:52m:57s	0h:3m:41s
2024-08-03	0h:0m:45s	6h:46m:6s	0h:13m:56s
2024-08-04	0h:0m:10s	7h:2m:58s	0h:1m:48s
2024-08-05	0h:1m:8s	6h:34m:14s	0h:33m:44s
2024-08-06	0h:0m:18s	6h:54m:45s	0h:18m:13s
2024-08-07	0h:10m:37s	7h:2m:3s	0h:4m:49s
2024-08-08	0h:0m:59s	7h:18m:57s	0h:1m:48s
2024-08-09	0h:0m:11s	7h:24m:45s	0h:1m:2s
2024-08-10	0h:0m:41s	7h:29m:17s	0h:0m:17s
2024-08-11	0h:0m:1s	7h:32m:48s	0h:1m:44s
2024-08-12	0h:0m:21s	7h:37m:30s	0h:1m:1s
2024-08-13	0h:2m:45s	7h:39m:39s	0h:0m:47s
2024-08-14	0h:10m:14s	7h:37m:18s	0h:0m:0s
2024-08-15	0h:0m:18s	7h:51m:35s	0h:0m:0s
2024-08-16	0h:0m:0s	7h:56m:15s	0h:0m:0s
2024-08-17	0h:0m:2s	8h:0m:21s	0h:0m:13s
2024-08-18	0h:9m:10s	7h:55m:49s	0h:0m:0s
2024-08-19	0h:0m:22s	8h:8m:57s	0h:0m:3s
2024-08-20	0h:0m:1s	8h:13m:33s	0h:0m:12s
2024-08-21	0h:10m:46s	8h:7m:23s	0h:0m:0s
2024-08-22	0h:15m:47s	8h:6m:47s	0h:0m:0s
2024-08-23	0h:10m:33s	8h:16m:25s	0h:0m:0s
2024-08-24	0h:0m:47s	8h:30m:25s	0h:0m:10s
2024-08-25	0h:13m:23s	8h:22m:25s	0h:0m:0s
2024-08-26	0h:0m:0s	8h:40m:13s	0h:0m:0s
2024-08-27	0h:11m:1s	8h:33m:36s	0h:0m:0s
2024-08-28	0h:1m:39s	8h:47m:23s	0h:0m:0s
2024-08-29	0h:24m:33s	8h:28m:8s	0h:0m:45s
2024-08-30	0h:19m:10s	8h:38m:41s	0h:0m:0s
2024-08-31	0h:1m:8s	9h:0m:57s	0h:0m:10s

Table 1: Daily states time



ADLS Light state report

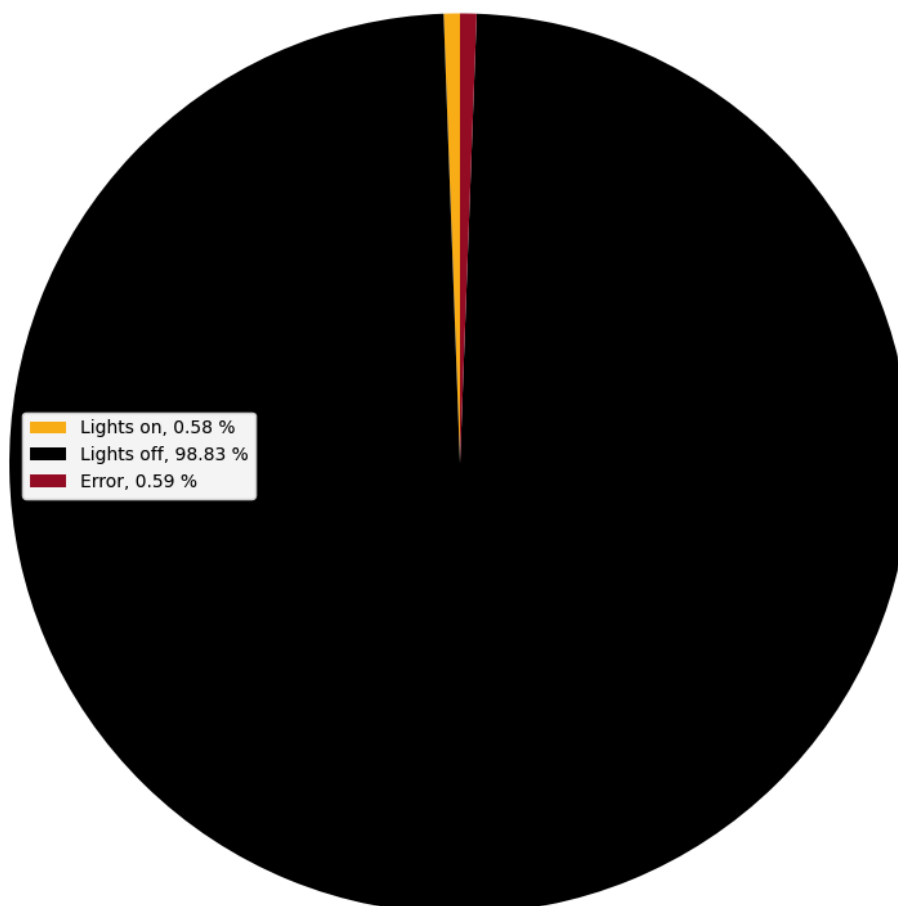
ADLS Location: hanze-00-01

Reporting period: 2024-08-02 - 2024-08-31 (30 Reporting days)

1 Lighting control overview hanze-00-01

The evaluation shows the proportional light-on / light-off / error-off times during the night time.

Relative State Distribution



Reporting period: 2024-08-02 - 2024-08-31
Reporting days: 30
Light-On Time (cumulative): 1h:23m:9s
Light-Off Time (cumulative): 236h:36m:10s
Error Time (cumulative): 1h:24m:42s
Number of activations: 1981

Figure 1: Relative State Distribution on 2024-08-02 - 2024-08-31

2 Daily overview for hanze-00-01

The table shows the time of light-on / light-off / error-off during the night time.

Date	Time light-on	Time light-off	Time error-on
2024-08-02	0h:0m:1s	6h:52m:57s	0h:3m:42s
2024-08-03	0h:0m:24s	6h:46m:29s	0h:13m:54s
2024-08-04	0h:0m:17s	7h:2m:55s	0h:1m:43s
2024-08-05	0h:0m:21s	6h:34m:51s	0h:33m:53s
2024-08-06	0h:0m:17s	6h:54m:39s	0h:18m:21s
2024-08-07	0h:0m:10s	7h:12m:23s	0h:4m:56s
2024-08-08	0h:0m:0s	7h:19m:57s	0h:1m:47s
2024-08-09	0h:2m:46s	7h:22m:10s	0h:1m:3s
2024-08-10	0h:0m:0s	7h:29m:59s	0h:0m:17s
2024-08-11	0h:0m:0s	7h:32m:49s	0h:1m:43s
2024-08-12	0h:0m:0s	7h:37m:52s	0h:1m:0s
2024-08-13	0h:0m:0s	7h:42m:23s	0h:0m:48s
2024-08-14	0h:0m:0s	7h:47m:32s	0h:0m:0s
2024-08-15	0h:0m:0s	7h:51m:53s	0h:0m:0s
2024-08-16	0h:0m:0s	7h:56m:15s	0h:0m:0s
2024-08-17	0h:1m:56s	7h:58m:30s	0h:0m:10s
2024-08-18	0h:9m:10s	7h:55m:49s	0h:0m:0s
2024-08-19	0h:0m:0s	8h:9m:19s	0h:0m:3s
2024-08-20	0h:0m:0s	8h:13m:34s	0h:0m:12s
2024-08-21	0h:0m:0s	8h:18m:10s	0h:0m:0s
2024-08-22	0h:0m:0s	8h:22m:34s	0h:0m:0s
2024-08-23	0h:0m:0s	8h:26m:59s	0h:0m:0s
2024-08-24	0h:0m:16s	8h:30m:56s	0h:0m:10s
2024-08-25	0h:19m:47s	8h:16m:1s	0h:0m:0s
2024-08-26	0h:0m:0s	8h:40m:13s	0h:0m:0s
2024-08-27	0h:13m:3s	8h:31m:34s	0h:0m:0s
2024-08-28	0h:9m:26s	8h:39m:36s	0h:0m:0s
2024-08-29	0h:4m:3s	8h:48m:42s	0h:0m:41s
2024-08-30	0h:10m:16s	8h:47m:36s	0h:0m:0s
2024-08-31	0h:10m:46s	8h:51m:19s	0h:0m:10s

Table 1: Daily states time



ADLS Light state report

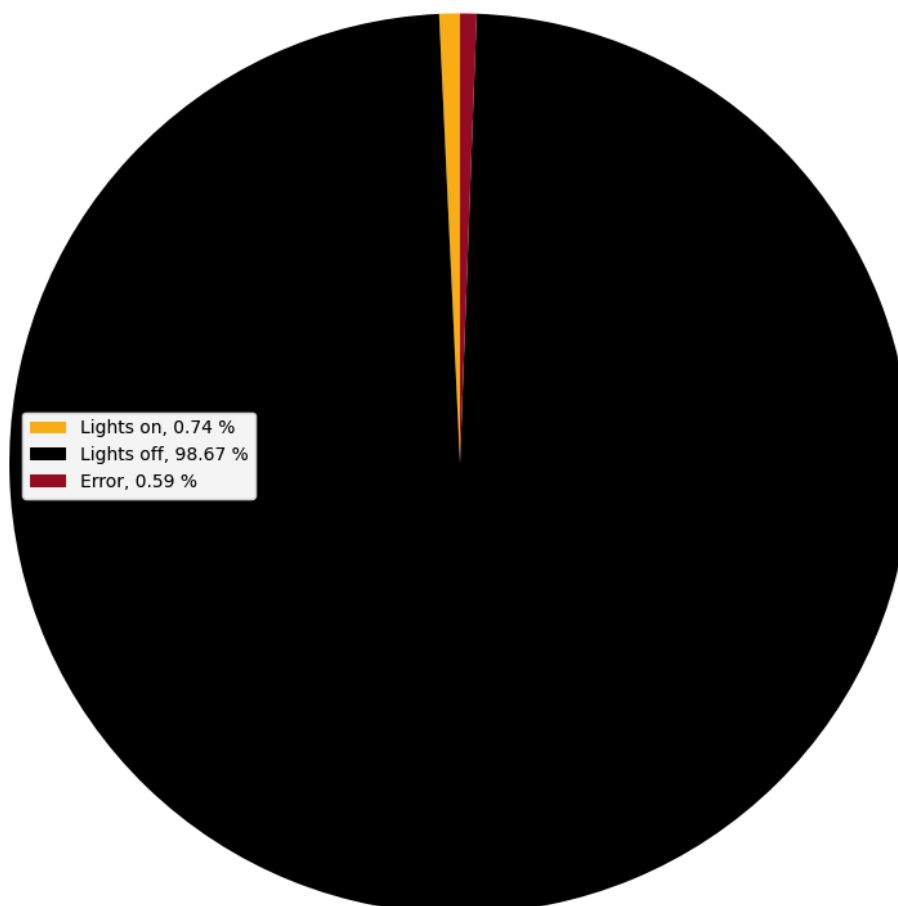
ADLS Location: hogevaartzuid-00-01

Reporting period: 2024-08-02 - 2024-08-31 (30 Reporting days)

1 Lighting control overview hogevaartzuid-00-01

The evaluation shows the proportional light-on / light-off / error-off times during the night time.

Relative State Distribution



Reporting period: 2024-08-02 - 2024-08-31
Reporting days: 30
Light-On Time (cumulative): 1h:46m:9s
Light-Off Time (cumulative): 236h:13m:1s
Error Time (cumulative): 1h:24m:51s
Number of activations: 2136

Figure 1: Relative State Distribution on 2024-08-02 - 2024-08-31

2 Daily overview for hogevaartzuid-00-01

The table shows the time of light-on / light-off / error-off during the night time.

Date	Time light-on	Time light-off	Time error-on
2024-08-02	0h:0m:2s	6h:52m:55s	0h:3m:43s
2024-08-03	0h:0m:35s	6h:46m:17s	0h:13m:55s
2024-08-04	0h:0m:10s	7h:2m:58s	0h:1m:47s
2024-08-05	0h:1m:8s	6h:34m:6s	0h:33m:51s
2024-08-06	0h:0m:38s	6h:54m:8s	0h:18m:30s
2024-08-07	0h:1m:20s	7h:11m:11s	0h:4m:59s
2024-08-08	0h:0m:1s	7h:19m:55s	0h:1m:48s
2024-08-09	0h:2m:9s	7h:22m:48s	0h:1m:2s
2024-08-10	0h:0m:0s	7h:29m:59s	0h:0m:17s
2024-08-11	0h:0m:2s	7h:32m:48s	0h:1m:44s
2024-08-12	0h:0m:0s	7h:37m:51s	0h:1m:0s
2024-08-13	0h:0m:1s	7h:42m:22s	0h:0m:48s
2024-08-14	0h:0m:17s	7h:47m:15s	0h:0m:0s
2024-08-15	0h:0m:0s	7h:51m:53s	0h:0m:0s
2024-08-16	0h:0m:0s	7h:56m:15s	0h:0m:0s
2024-08-17	0h:1m:47s	7h:58m:37s	0h:0m:13s
2024-08-18	0h:9m:10s	7h:55m:50s	0h:0m:0s
2024-08-19	0h:0m:23s	8h:8m:56s	0h:0m:3s
2024-08-20	0h:0m:0s	8h:13m:32s	0h:0m:13s
2024-08-21	0h:0m:17s	8h:17m:53s	0h:0m:0s
2024-08-22	0h:0m:0s	8h:22m:34s	0h:0m:0s
2024-08-23	0h:0m:26s	8h:26m:32s	0h:0m:0s
2024-08-24	0h:0m:16s	8h:30m:56s	0h:0m:11s
2024-08-25	0h:17m:50s	8h:17m:57s	0h:0m:0s
2024-08-26	0h:0m:0s	8h:40m:13s	0h:0m:0s
2024-08-27	0h:11m:11s	8h:33m:26s	0h:0m:0s
2024-08-28	0h:10m:12s	8h:38m:50s	0h:0m:0s
2024-08-29	0h:16m:47s	8h:36m:2s	0h:0m:37s
2024-08-30	0h:20m:31s	8h:37m:21s	0h:0m:0s
2024-08-31	0h:10m:46s	8h:51m:27s	0h:0m:2s

Table 1: Daily states time



ADLS Light state report

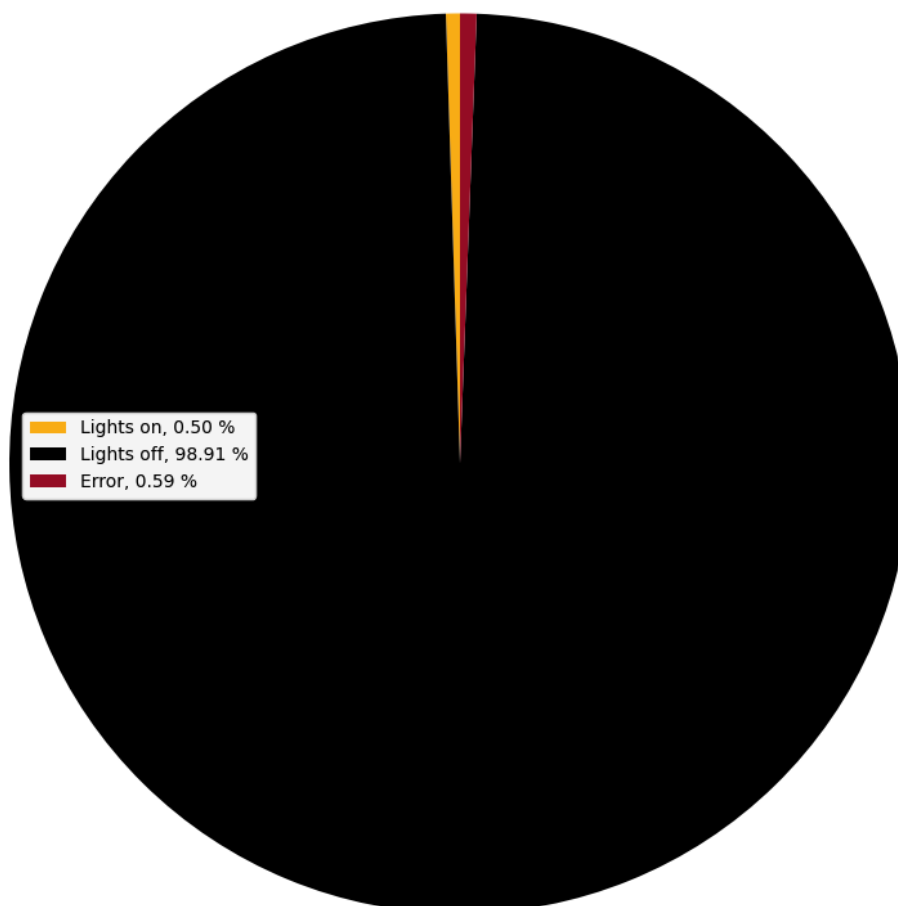
ADLS Location: hondtocht-00-01

Reporting period: 2024-08-02 - 2024-08-31 (30 Reporting days)

1 Lighting control overview hondtocht-00-01

The evaluation shows the proportional light-on / light-off / error-off times during the night time.

Relative State Distribution



Reporting period: 2024-08-02 - 2024-08-31
Reporting days: 30
Light-On Time (cumulative): 1h:11m:12s
Light-Off Time (cumulative): 236h:47m:35s
Error Time (cumulative): 1h:25m:13s
Number of activations: 1945

Figure 1: Relative State Distribution on 2024-08-02 - 2024-08-31

2 Daily overview for hondtocht-00-01

The table shows the time of light-on / light-off / error-off during the night time.

Date	Time light-on	Time light-off	Time error-on
2024-08-02	0h:0m:3s	6h:52m:55s	0h:3m:43s
2024-08-03	0h:0m:10s	6h:46m:18s	0h:14m:19s
2024-08-04	0h:0m:14s	7h:2m:50s	0h:1m:52s
2024-08-05	0h:0m:46s	6h:34m:36s	0h:33m:43s
2024-08-06	0h:0m:24s	6h:54m:20s	0h:18m:32s
2024-08-07	0h:0m:18s	7h:12m:18s	0h:4m:53s
2024-08-08	0h:0m:1s	7h:19m:56s	0h:1m:47s
2024-08-09	0h:0m:33s	7h:24m:23s	0h:1m:2s
2024-08-10	0h:0m:0s	7h:29m:59s	0h:0m:16s
2024-08-11	0h:0m:0s	7h:32m:49s	0h:1m:44s
2024-08-12	0h:0m:3s	7h:37m:51s	0h:0m:58s
2024-08-13	0h:0m:1s	7h:42m:23s	0h:0m:47s
2024-08-14	0h:0m:0s	7h:47m:32s	0h:0m:0s
2024-08-15	0h:0m:0s	7h:51m:53s	0h:0m:0s
2024-08-16	0h:0m:0s	7h:56m:15s	0h:0m:0s
2024-08-17	0h:0m:0s	8h:0m:23s	0h:0m:13s
2024-08-18	0h:9m:10s	7h:55m:49s	0h:0m:0s
2024-08-19	0h:0m:0s	8h:9m:19s	0h:0m:3s
2024-08-20	0h:0m:0s	8h:13m:33s	0h:0m:12s
2024-08-21	0h:0m:0s	8h:18m:10s	0h:0m:0s
2024-08-22	0h:0m:0s	8h:22m:34s	0h:0m:0s
2024-08-23	0h:0m:0s	8h:26m:59s	0h:0m:0s
2024-08-24	0h:0m:0s	8h:31m:12s	0h:0m:10s
2024-08-25	0h:13m:52s	8h:21m:56s	0h:0m:0s
2024-08-26	0h:0m:0s	8h:40m:13s	0h:0m:0s
2024-08-27	0h:5m:51s	8h:38m:46s	0h:0m:0s
2024-08-28	0h:4m:14s	8h:44m:47s	0h:0m:0s
2024-08-29	0h:14m:21s	8h:38m:26s	0h:0m:39s
2024-08-30	0h:10m:16s	8h:47m:36s	0h:0m:0s
2024-08-31	0h:10m:46s	8h:51m:19s	0h:0m:10s

Table 1: Daily states time



ADLS Light state report

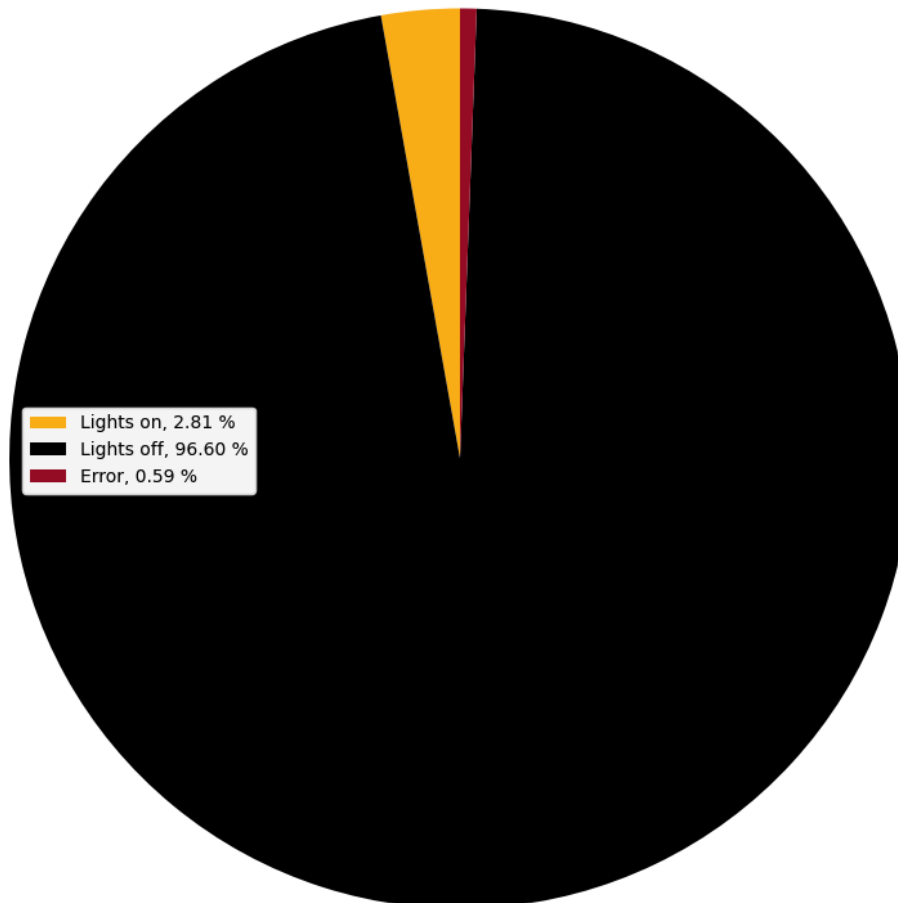
ADLS Location: kokkeltocht-00-01

Reporting period: 2024-08-02 - 2024-08-31 (30 Reporting days)

1 Lighting control overview kokkeltocht-00-01

The evaluation shows the proportional light-on / light-off / error-off times during the night time.

Relative State Distribution



Reporting period: 2024-08-02 - 2024-08-31
Reporting days: 30
Light-On Time (cumulative): 6h:44m:3s
Light-Off Time (cumulative): 231h:15m:0s
Error Time (cumulative): 1h:25m:0s
Number of activations: 1942

Figure 1: Relative State Distribution on 2024-08-02 - 2024-08-31

2 Daily overview for kokkeltocht-00-01

The table shows the time of light-on / light-off / error-off during the night time.

Date	Time light-on	Time light-off	Time error-on
2024-08-02	0h:5m:46s	6h:47m:13s	0h:3m:41s
2024-08-03	0h:0m:10s	6h:46m:16s	0h:14m:21s
2024-08-04	0h:0m:15s	7h:2m:52s	0h:1m:47s
2024-08-05	0h:0m:43s	6h:34m:44s	0h:33m:38s
2024-08-06	0h:0m:20s	6h:54m:44s	0h:18m:12s
2024-08-07	0h:10m:33s	7h:2m:0s	0h:4m:57s
2024-08-08	0h:10m:55s	7h:9m:0s	0h:1m:48s
2024-08-09	0h:4m:27s	7h:20m:29s	0h:1m:2s
2024-08-10	0h:30m:59s	6h:59m:0s	0h:0m:17s
2024-08-11	0h:0m:21s	7h:32m:28s	0h:1m:44s
2024-08-12	0h:10m:54s	7h:26m:57s	0h:1m:0s
2024-08-13	0h:21m:36s	7h:20m:47s	0h:0m:48s
2024-08-14	0h:10m:14s	7h:37m:18s	0h:0m:0s
2024-08-15	0h:10m:15s	7h:41m:37s	0h:0m:0s
2024-08-16	0h:0m:0s	7h:56m:15s	0h:0m:0s
2024-08-17	0h:0m:52s	7h:59m:32s	0h:0m:12s
2024-08-18	0h:9m:10s	7h:55m:49s	0h:0m:0s
2024-08-19	0h:0m:23s	8h:8m:56s	0h:0m:3s
2024-08-20	0h:0m:0s	8h:13m:33s	0h:0m:12s
2024-08-21	0h:52m:36s	7h:25m:34s	0h:0m:0s
2024-08-22	0h:18m:17s	8h:4m:17s	0h:0m:0s
2024-08-23	0h:36m:2s	7h:50m:57s	0h:0m:0s
2024-08-24	0h:25m:51s	8h:5m:21s	0h:0m:10s
2024-08-25	0h:43m:41s	7h:52m:6s	0h:0m:0s
2024-08-26	0h:0m:0s	8h:40m:13s	0h:0m:0s
2024-08-27	0h:15m:3s	8h:29m:34s	0h:0m:0s
2024-08-28	0h:10m:46s	8h:38m:17s	0h:0m:0s
2024-08-29	0h:26m:40s	8h:25m:59s	0h:0m:47s
2024-08-30	0h:25m:6s	8h:32m:46s	0h:0m:0s
2024-08-31	0h:21m:54s	8h:40m:11s	0h:0m:11s

Table 1: Daily states time



ADLS Light state report

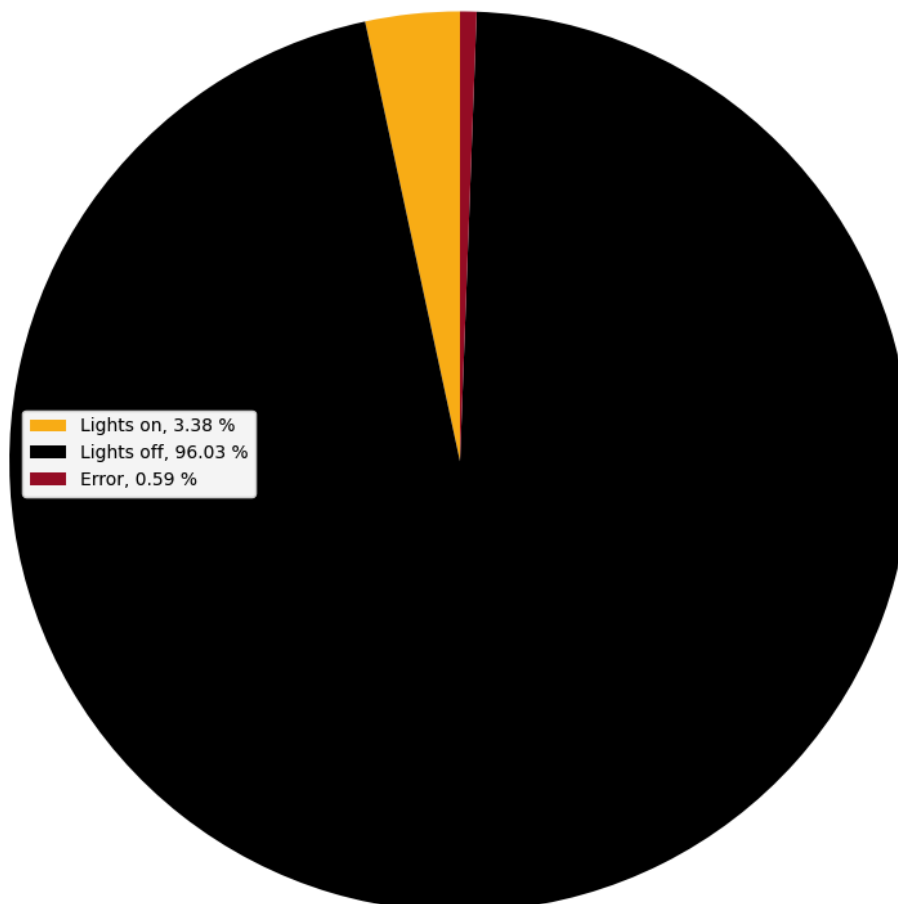
ADLS Location: kubbewega-00-01

Reporting period: 2024-08-02 - 2024-08-31 (30 Reporting days)

1 Lighting control overview kubbewega-00-01

The evaluation shows the proportional light-on / light-off / error-off times during the night time.

Relative State Distribution



Reporting period: 2024-08-02 - 2024-08-31
Reporting days: 30
Light-On Time (cumulative): 8h:4m:48s
Light-Off Time (cumulative): 229h:54m:21s
Error Time (cumulative): 1h:24m:52s
Number of activations: 2658

Figure 1: Relative State Distribution on 2024-08-02 - 2024-08-31

2 Daily overview for kubbewega-00-01

The table shows the time of light-on / light-off / error-off during the night time.

Date	Time light-on	Time light-off	Time error-on
2024-08-02	0h:5m:47s	6h:47m:11s	0h:3m:43s
2024-08-03	0h:0m:34s	6h:46m:9s	0h:14m:4s
2024-08-04	0h:0m:24s	7h:2m:42s	0h:1m:49s
2024-08-05	0h:11m:6s	6h:24m:19s	0h:33m:40s
2024-08-06	0h:0m:40s	6h:54m:10s	0h:18m:26s
2024-08-07	0h:10m:40s	7h:1m:52s	0h:4m:58s
2024-08-08	0h:10m:56s	7h:8m:59s	0h:1m:48s
2024-08-09	0h:12m:3s	7h:12m:54s	0h:1m:2s
2024-08-10	0h:30m:59s	6h:59m:0s	0h:0m:17s
2024-08-11	0h:0m:1s	7h:32m:47s	0h:1m:45s
2024-08-12	0h:20m:51s	7h:17m:0s	0h:1m:0s
2024-08-13	0h:22m:8s	7h:20m:15s	0h:0m:48s
2024-08-14	0h:10m:14s	7h:37m:18s	0h:0m:0s
2024-08-15	0h:10m:15s	7h:41m:37s	0h:0m:0s
2024-08-16	0h:0m:0s	7h:56m:15s	0h:0m:0s
2024-08-17	0h:8m:8s	7h:52m:18s	0h:0m:10s
2024-08-18	0h:8m:40s	7h:56m:19s	0h:0m:0s
2024-08-19	0h:0m:47s	8h:8m:32s	0h:0m:3s
2024-08-20	0h:0m:1s	8h:13m:32s	0h:0m:13s
2024-08-21	1h:4m:57s	7h:13m:13s	0h:0m:0s
2024-08-22	0h:8m:17s	8h:14m:17s	0h:0m:0s
2024-08-23	0h:35m:46s	7h:51m:12s	0h:0m:0s
2024-08-24	0h:20m:34s	8h:10m:38s	0h:0m:10s
2024-08-25	0h:53m:59s	7h:41m:49s	0h:0m:0s
2024-08-26	0h:0m:0s	8h:40m:13s	0h:0m:0s
2024-08-27	0h:27m:21s	8h:17m:16s	0h:0m:0s
2024-08-28	0h:16m:46s	8h:32m:15s	0h:0m:0s
2024-08-29	0h:46m:43s	8h:6m:7s	0h:0m:36s
2024-08-30	0h:24m:50s	8h:33m:1s	0h:0m:0s
2024-08-31	0h:21m:8s	8h:40m:57s	0h:0m:11s

Table 1: Daily states time



ADLS Light state report

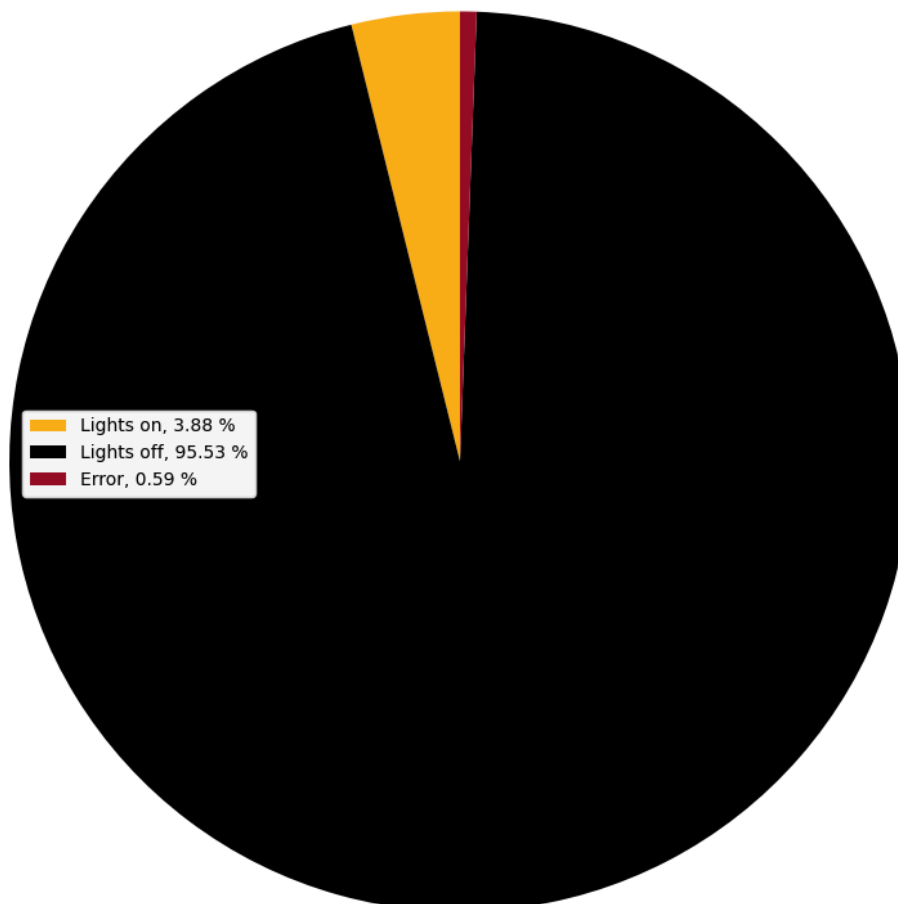
ADLS Location: kubbewegb-00-01

Reporting period: 2024-08-02 - 2024-08-31 (30 Reporting days)

1 Lighting control overview kubbewegb-00-01

The evaluation shows the proportional light-on / light-off / error-off times during the night time.

Relative State Distribution



Reporting period: 2024-08-02 - 2024-08-31
Reporting days: 30
Light-On Time (cumulative): 9h:17m:9s
Light-Off Time (cumulative): 228h:41m:55s
Error Time (cumulative): 1h:24m:57s
Number of activations: 2679

Figure 1: Relative State Distribution on 2024-08-02 - 2024-08-31

2 Daily overview for kubbewegb-00-01

The table shows the time of light-on / light-off / error-off during the night time.

Date	Time light-on	Time light-off	Time error-on
2024-08-02	0h:12m:59s	6h:40m:0s	0h:3m:41s
2024-08-03	0h:0m:32s	6h:45m:53s	0h:14m:23s
2024-08-04	0h:0m:17s	7h:2m:43s	0h:1m:55s
2024-08-05	0h:10m:57s	6h:24m:32s	0h:33m:35s
2024-08-06	0h:0m:28s	6h:54m:30s	0h:18m:17s
2024-08-07	0h:10m:44s	7h:1m:59s	0h:4m:46s
2024-08-08	0h:10m:56s	7h:9m:0s	0h:1m:48s
2024-08-09	1h:6m:20s	6h:18m:36s	0h:1m:2s
2024-08-10	0h:30m:59s	6h:59m:0s	0h:0m:17s
2024-08-11	0h:0m:1s	7h:32m:47s	0h:1m:45s
2024-08-12	0h:20m:51s	7h:16m:59s	0h:1m:1s
2024-08-13	0h:22m:8s	7h:20m:16s	0h:0m:47s
2024-08-14	0h:10m:14s	7h:37m:18s	0h:0m:0s
2024-08-15	0h:9m:59s	7h:41m:53s	0h:0m:0s
2024-08-16	0h:0m:0s	7h:56m:15s	0h:0m:0s
2024-08-17	0h:2m:32s	7h:57m:53s	0h:0m:11s
2024-08-18	0h:8m:40s	7h:56m:19s	0h:0m:0s
2024-08-19	0h:6m:4s	8h:3m:15s	0h:0m:3s
2024-08-20	0h:0m:0s	8h:13m:32s	0h:0m:13s
2024-08-21	0h:54m:29s	7h:23m:40s	0h:0m:0s
2024-08-22	0h:8m:17s	8h:14m:17s	0h:0m:0s
2024-08-23	1h:13m:37s	7h:13m:21s	0h:0m:0s
2024-08-24	0h:21m:5s	8h:10m:7s	0h:0m:10s
2024-08-25	0h:47m:35s	7h:48m:12s	0h:0m:0s
2024-08-26	0h:0m:0s	8h:40m:13s	0h:0m:0s
2024-08-27	0h:27m:32s	8h:17m:5s	0h:0m:0s
2024-08-28	0h:13m:39s	8h:35m:23s	0h:0m:0s
2024-08-29	0h:39m:42s	8h:12m:59s	0h:0m:45s
2024-08-30	0h:25m:8s	8h:32m:44s	0h:0m:0s
2024-08-31	0h:21m:8s	8h:40m:58s	0h:0m:9s

Table 1: Daily states time



ADLS Light state report

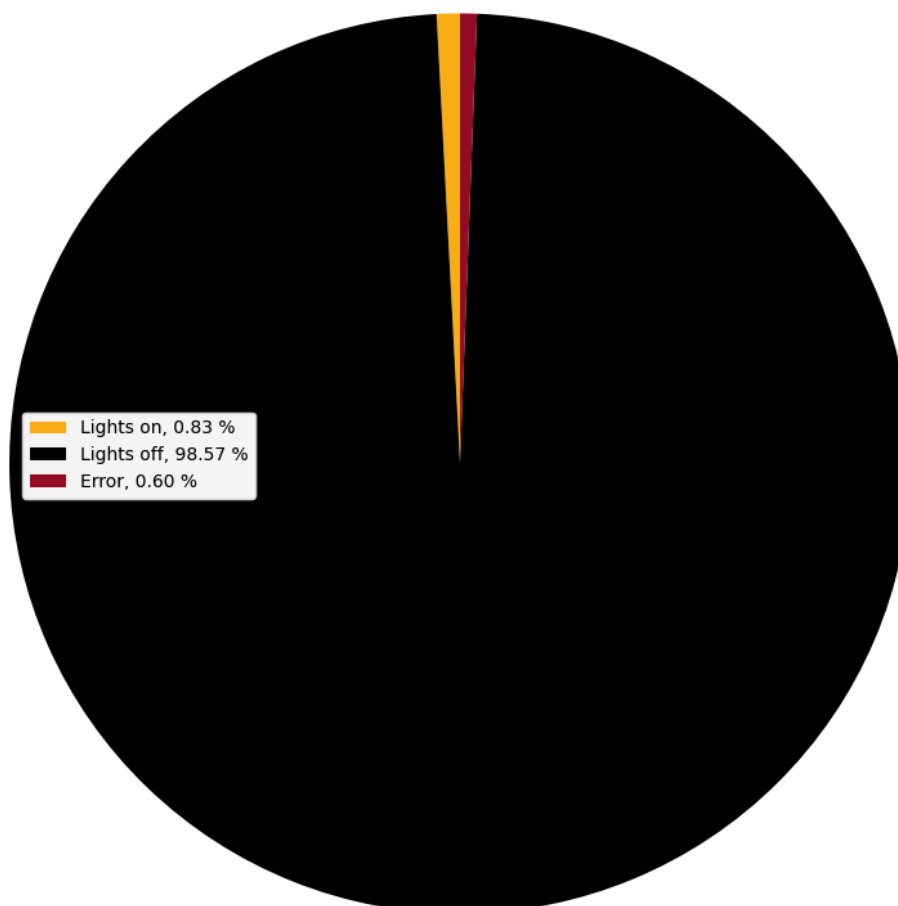
ADLS Location: olderbroekertocht-00-01

Reporting period: 2024-08-02 - 2024-08-31 (30 Reporting days)

1 Lighting control overview olderbroekertocht-00-01

The evaluation shows the proportional light-on / light-off / error-off times during the night time.

Relative State Distribution



Reporting period: 2024-08-02 - 2024-08-31
Reporting days: 30
Light-On Time (cumulative): 1h:59m:35s
Light-Off Time (cumulative): 235h:58m:43s
Error Time (cumulative): 1h:25m:42s
Number of activations: 1979

Figure 1: Relative State Distribution on 2024-08-02 - 2024-08-31

2 Daily overview for olderbroekertocht-00-01

The table shows the time of light-on / light-off / error-off during the night time.

Date	Time light-on	Time light-off	Time error-on
2024-08-02	0h:0m:1s	6h:52m:55s	0h:3m:44s
2024-08-03	0h:0m:29s	6h:45m:56s	0h:14m:22s
2024-08-04	0h:0m:20s	7h:2m:35s	0h:2m:0s
2024-08-05	0h:0m:35s	6h:34m:17s	0h:34m:12s
2024-08-06	0h:0m:40s	6h:54m:17s	0h:18m:20s
2024-08-07	0h:13m:11s	6h:59m:27s	0h:4m:51s
2024-08-08	0h:0m:1s	7h:19m:54s	0h:1m:48s
2024-08-09	0h:0m:1s	7h:24m:56s	0h:1m:2s
2024-08-10	0h:0m:0s	7h:29m:59s	0h:0m:17s
2024-08-11	0h:0m:1s	7h:32m:47s	0h:1m:45s
2024-08-12	0h:0m:17s	7h:37m:34s	0h:1m:0s
2024-08-13	0h:2m:22s	7h:40m:1s	0h:0m:48s
2024-08-14	0h:10m:14s	7h:37m:18s	0h:0m:0s
2024-08-15	0h:0m:18s	7h:51m:35s	0h:0m:0s
2024-08-16	0h:0m:0s	7h:56m:15s	0h:0m:0s
2024-08-17	0h:0m:0s	8h:0m:26s	0h:0m:10s
2024-08-18	0h:9m:10s	7h:55m:50s	0h:0m:0s
2024-08-19	0h:0m:23s	8h:8m:56s	0h:0m:3s
2024-08-20	0h:0m:0s	8h:13m:32s	0h:0m:13s
2024-08-21	0h:10m:52s	8h:7m:18s	0h:0m:0s
2024-08-22	0h:6m:53s	8h:15m:41s	0h:0m:0s
2024-08-23	0h:10m:20s	8h:16m:38s	0h:0m:0s
2024-08-24	0h:2m:41s	8h:28m:31s	0h:0m:10s
2024-08-25	0h:10m:16s	8h:25m:32s	0h:0m:0s
2024-08-26	0h:0m:0s	8h:40m:13s	0h:0m:0s
2024-08-27	0h:10m:58s	8h:33m:39s	0h:0m:0s
2024-08-28	0h:3m:35s	8h:45m:26s	0h:0m:0s
2024-08-29	0h:14m:32s	8h:38m:16s	0h:0m:38s
2024-08-30	0h:10m:33s	8h:47m:18s	0h:0m:0s
2024-08-31	0h:0m:38s	9h:1m:26s	0h:0m:11s

Table 1: Daily states time



ADLS Light state report

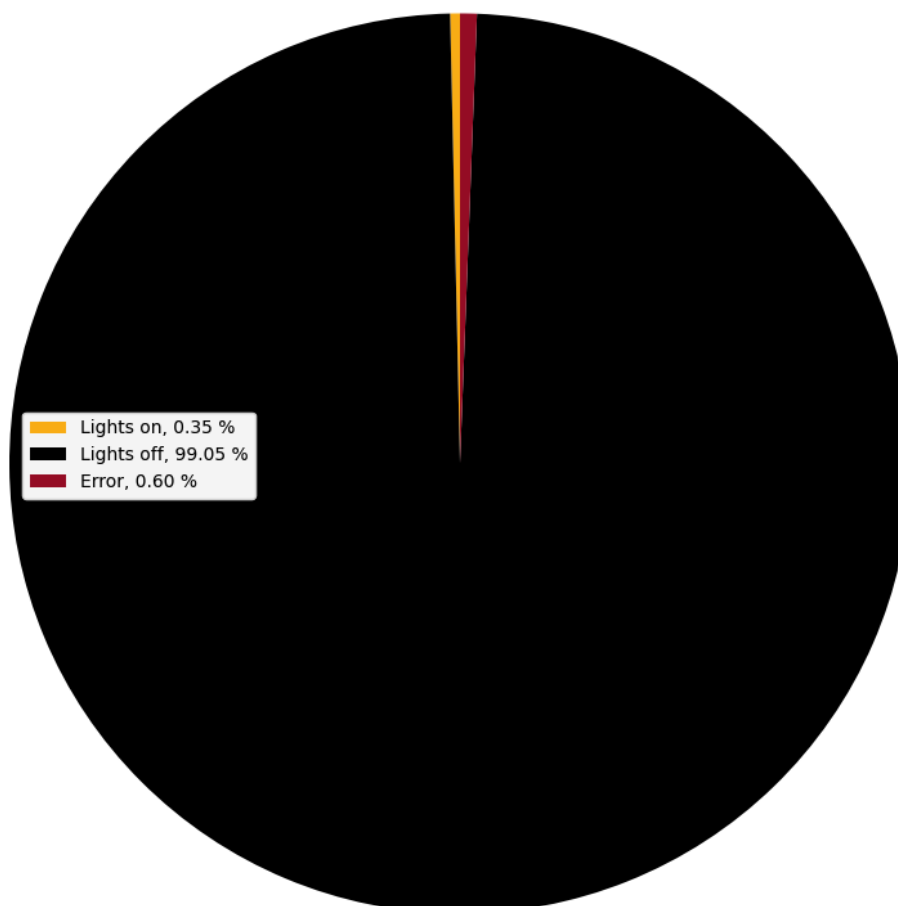
ADLS Location: olsterwind-00-01

Reporting period: 2024-08-02 - 2024-08-31 (30 Reporting days)

1 Lighting control overview olsterwind-00-01

The evaluation shows the proportional light-on / light-off / error-off times during the night time.

Relative State Distribution



Reporting period: 2024-08-02 - 2024-08-31
Reporting days: 30
Light-On Time (cumulative): 0h:50m:25s
Light-Off Time (cumulative): 237h:7m:4s
Error Time (cumulative): 1h:26m:33s
Number of activations: 2142

Figure 1: Relative State Distribution on 2024-08-02 - 2024-08-31

2 Daily overview for olsterwind-00-01

The table shows the time of light-on / light-off / error-off during the night time.

Date	Time light-on	Time light-off	Time error-on
2024-08-02	0h:0m:1s	6h:52m:56s	0h:3m:44s
2024-08-03	0h:0m:15s	6h:46m:23s	0h:14m:9s
2024-08-04	0h:0m:6s	7h:2m:46s	0h:2m:3s
2024-08-05	0h:0m:20s	6h:34m:48s	0h:33m:58s
2024-08-06	0h:0m:13s	6h:54m:36s	0h:18m:27s
2024-08-07	0h:0m:21s	7h:12m:1s	0h:5m:7s
2024-08-08	0h:0m:0s	7h:19m:55s	0h:1m:48s
2024-08-09	0h:0m:0s	7h:24m:56s	0h:1m:3s
2024-08-10	0h:0m:0s	7h:29m:57s	0h:0m:19s
2024-08-11	0h:0m:0s	7h:32m:48s	0h:1m:45s
2024-08-12	0h:0m:0s	7h:37m:51s	0h:1m:1s
2024-08-13	0h:0m:37s	7h:41m:46s	0h:0m:49s
2024-08-14	0h:0m:17s	7h:47m:15s	0h:0m:0s
2024-08-15	0h:0m:0s	7h:51m:53s	0h:0m:0s
2024-08-16	0h:0m:0s	7h:56m:3s	0h:0m:11s
2024-08-17	0h:0m:0s	8h:0m:13s	0h:0m:24s
2024-08-18	0h:7m:52s	7h:57m:7s	0h:0m:0s
2024-08-19	0h:0m:22s	8h:8m:55s	0h:0m:5s
2024-08-20	0h:0m:0s	8h:13m:31s	0h:0m:14s
2024-08-21	0h:0m:17s	8h:17m:52s	0h:0m:0s
2024-08-22	0h:0m:0s	8h:22m:34s	0h:0m:0s
2024-08-23	0h:0m:18s	8h:26m:40s	0h:0m:0s
2024-08-24	0h:1m:6s	8h:30m:4s	0h:0m:12s
2024-08-25	0h:4m:17s	8h:31m:30s	0h:0m:0s
2024-08-26	0h:0m:0s	8h:40m:13s	0h:0m:0s
2024-08-27	0h:4m:14s	8h:40m:24s	0h:0m:0s
2024-08-28	0h:4m:5s	8h:44m:57s	0h:0m:0s
2024-08-29	0h:4m:17s	8h:48m:17s	0h:0m:52s
2024-08-30	0h:10m:30s	8h:47m:21s	0h:0m:0s
2024-08-31	0h:10m:46s	8h:51m:16s	0h:0m:14s

Table 1: Daily states time



ADLS Light state report

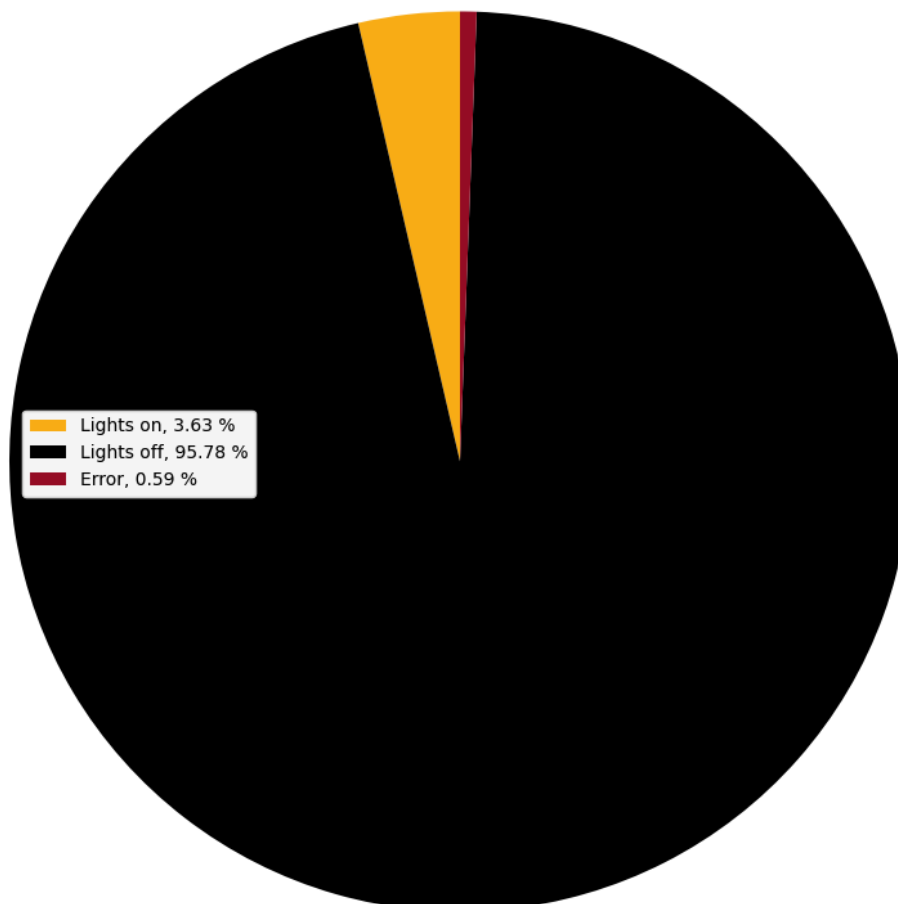
ADLS Location: viresventi-00-01

Reporting period: 2024-08-02 - 2024-08-31 (30 Reporting days)

1 Lighting control overview viresventi-00-01

The evaluation shows the proportional light-on / light-off / error-off times during the night time.

Relative State Distribution



Reporting period: 2024-08-02 - 2024-08-31
Reporting days: 30
Light-On Time (cumulative): 8h:41m:38s
Light-Off Time (cumulative): 229h:17m:8s
Error Time (cumulative): 1h:25m:15s
Number of activations: 2841

Figure 1: Relative State Distribution on 2024-08-02 - 2024-08-31

2 Daily overview for viresventi-00-01

The table shows the time of light-on / light-off / error-off during the night time.

Date	Time light-on	Time light-off	Time error-on
2024-08-02	0h:12m:57s	6h:40m:0s	0h:3m:44s
2024-08-03	0h:0m:26s	6h:46m:8s	0h:14m:13s
2024-08-04	0h:0m:13s	7h:2m:42s	0h:2m:0s
2024-08-05	0h:0m:35s	6h:34m:47s	0h:33m:42s
2024-08-06	0h:0m:38s	6h:54m:9s	0h:18m:30s
2024-08-07	0h:10m:47s	7h:1m:45s	0h:4m:57s
2024-08-08	0h:10m:56s	7h:9m:0s	0h:1m:47s
2024-08-09	0h:11m:21s	7h:13m:36s	0h:1m:2s
2024-08-10	0h:30m:59s	6h:59m:0s	0h:0m:16s
2024-08-11	0h:0m:1s	7h:32m:48s	0h:1m:43s
2024-08-12	0h:20m:51s	7h:17m:0s	0h:1m:0s
2024-08-13	0h:22m:26s	7h:19m:58s	0h:0m:47s
2024-08-14	0h:10m:14s	7h:37m:18s	0h:0m:0s
2024-08-15	0h:10m:0s	7h:41m:53s	0h:0m:0s
2024-08-16	0h:0m:0s	7h:56m:15s	0h:0m:0s
2024-08-17	0h:7m:23s	7h:53m:2s	0h:0m:10s
2024-08-18	0h:8m:40s	7h:56m:19s	0h:0m:0s
2024-08-19	0h:5m:35s	8h:3m:44s	0h:0m:3s
2024-08-20	0h:0m:0s	8h:13m:33s	0h:0m:12s
2024-08-21	2h:4m:45s	6h:13m:24s	0h:0m:0s
2024-08-22	0h:8m:17s	8h:14m:17s	0h:0m:0s
2024-08-23	0h:35m:25s	7h:51m:33s	0h:0m:0s
2024-08-24	0h:20m:34s	8h:10m:38s	0h:0m:10s
2024-08-25	0h:47m:30s	7h:48m:17s	0h:0m:0s
2024-08-26	0h:0m:0s	8h:40m:13s	0h:0m:0s
2024-08-27	0h:17m:53s	8h:26m:44s	0h:0m:0s
2024-08-28	0h:18m:34s	8h:30m:27s	0h:0m:0s
2024-08-29	0h:38m:10s	8h:14m:40s	0h:0m:36s
2024-08-30	0h:24m:50s	8h:33m:1s	0h:0m:0s
2024-08-31	0h:21m:22s	8h:40m:41s	0h:0m:12s

Table 1: Daily states time



ADLS Light state report

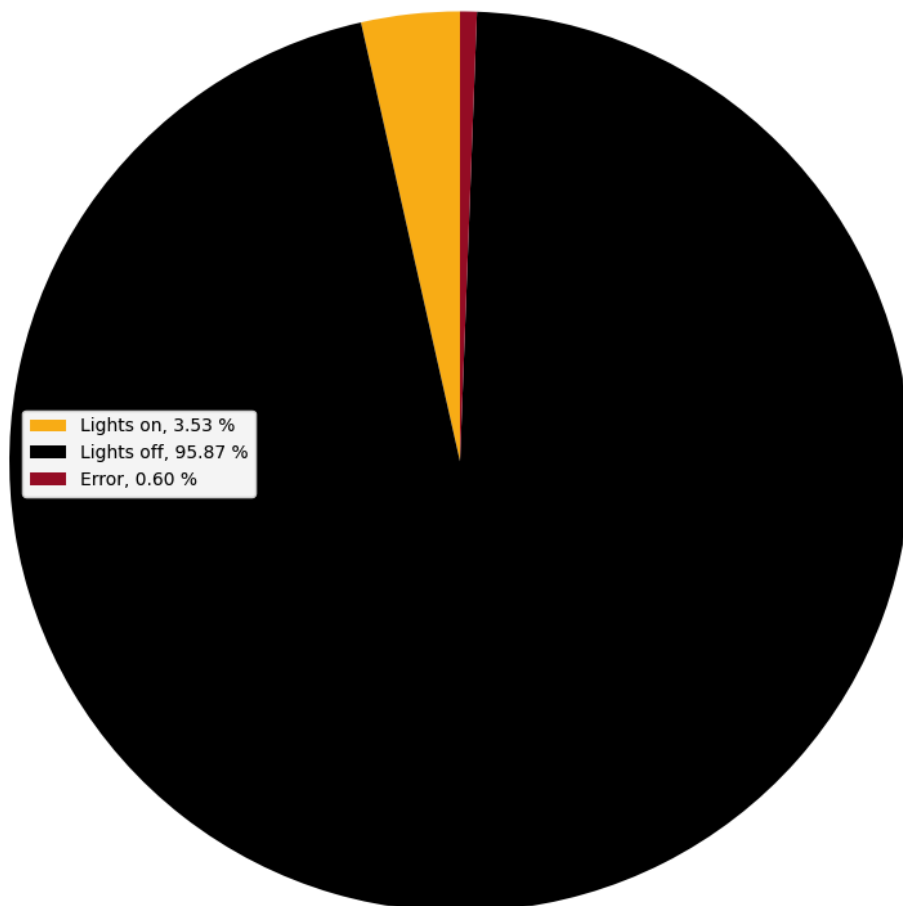
ADLS Location: zeebiestocht-00-01

Reporting period: 2024-08-02 - 2024-08-31 (30 Reporting days)

1 Lighting control overview zeebiestocht-00-01

The evaluation shows the proportional light-on / light-off / error-off times during the night time.

Relative State Distribution



Reporting period: 2024-08-02 - 2024-08-31
Reporting days: 30
Light-On Time (cumulative): 8h:26m:56s
Light-Off Time (cumulative): 229h:30m:34s
Error Time (cumulative): 1h:26m:30s
Number of activations: 2743

Figure 1: Relative State Distribution on 2024-08-02 - 2024-08-31

2 Daily overview for zeebiestocht-00-01

The table shows the time of light-on / light-off / error-off during the night time.

Date	Time light-on	Time light-off	Time error-on
2024-08-02	0h:5m:46s	6h:47m:10s	0h:3m:45s
2024-08-03	0h:0m:9s	6h:46m:24s	0h:14m:14s
2024-08-04	0h:0m:9s	7h:2m:20s	0h:2m:26s
2024-08-05	0h:10m:28s	6h:24m:39s	0h:33m:57s
2024-08-06	0h:0m:14s	6h:54m:24s	0h:18m:39s
2024-08-07	0h:10m:29s	7h:1m:52s	0h:5m:7s
2024-08-08	0h:10m:55s	7h:9m:1s	0h:1m:47s
2024-08-09	0h:16m:23s	7h:8m:32s	0h:1m:3s
2024-08-10	0h:30m:59s	6h:59m:0s	0h:0m:17s
2024-08-11	0h:0m:0s	7h:32m:49s	0h:1m:44s
2024-08-12	0h:20m:51s	7h:17m:0s	0h:1m:0s
2024-08-13	0h:22m:7s	7h:20m:17s	0h:0m:47s
2024-08-14	0h:10m:14s	7h:37m:18s	0h:0m:0s
2024-08-15	0h:10m:15s	7h:41m:37s	0h:0m:0s
2024-08-16	0h:0m:19s	7h:55m:55s	0h:0m:0s
2024-08-17	0h:7m:41s	7h:52m:44s	0h:0m:11s
2024-08-18	0h:8m:40s	7h:56m:20s	0h:0m:0s
2024-08-19	0h:6m:53s	8h:2m:12s	0h:0m:17s
2024-08-20	0h:0m:0s	8h:13m:34s	0h:0m:12s
2024-08-21	1h:4m:59s	7h:13m:11s	0h:0m:0s
2024-08-22	0h:7m:59s	8h:14m:35s	0h:0m:0s
2024-08-23	0h:35m:10s	7h:51m:49s	0h:0m:0s
2024-08-24	0h:21m:5s	8h:10m:7s	0h:0m:11s
2024-08-25	0h:52m:45s	7h:43m:2s	0h:0m:0s
2024-08-26	0h:0m:0s	8h:40m:13s	0h:0m:0s
2024-08-27	0h:30m:56s	8h:13m:41s	0h:0m:0s
2024-08-28	0h:29m:1s	8h:20m:1s	0h:0m:0s
2024-08-29	0h:46m:0s	8h:6m:52s	0h:0m:34s
2024-08-30	0h:25m:8s	8h:32m:43s	0h:0m:0s
2024-08-31	0h:21m:8s	8h:40m:57s	0h:0m:10s

Table 1: Daily states time